Irina Emeliantseva

Moments of light

for guitar trio

2017

Moments of light“ are 10 short to very short pieces for a guitar trio, which let my understanding of light sounds: as 1) waves and 2) wave particles, as 3) a light in the soul and unity, as 4) sunlight reflexions, as 5) hanging colors, as 6) an energy and power, as 7) mirror images in the water, as 8) a prayer to the eternal light, as 9) a temporal phenomenon, as 10) only a one light beam, 11) as a velocity and my feeling of light in G. From a musical point of view, these are contrasting and rhythmically differently designed musical fragments.

Explanations

Bottleneck glissando in Part I:

normal glissando + the little finger of the left hand has the bottleneck on it. The three fingers of the left hand grasp the notes normally (in the 1. guitar in the piece the upper tone is a blank string that resonates, and in the 3.guitar 1) you can play without the upper note or 2) the guitar is placed flat on the knees, for playing you should use 4 fingers, also the thumb. The fingers glide from one handle to the next, as in a normal glissando. The little finger with a Bottleneck follows and touches the strings immediately after the sound of the notes. Thus the sound "floats" without transition, as it would be in a normal Glissando, so a strings sound is created. The right hand plays a normal tremolo.

Part V:
Glissando on the 3-4 empty strings with the Bottleneck in the indicated direction.
The pitch is relatively in the shown areas

Part IX:
Guitar 1: take the Bottleneck in the right hand between the 1st and the 3rd fingers. Hit at first on all strings close to the saddle, then play a very quick Glissando through the whole fret board and dampe immediately. 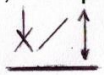

Part XI:

For part XI you should have the whole time your Bottleneck on the small finger.

 * hit with a thick (about 1 cm in diameter) pin shortly all the strings near the tuning forks, then brush from bottom to top all the strings quickly with the pin and throw the pen away

 *1) rustle tremolo with the fingernails, Fingernails dampen the strings simultaneously

I.



* pluck again the chord

II.

♩= 80 - 88

with plectrum : alternating picks




♩=40
attacca

III.



www.stretta-music.com



www.stretta-music.com


spp
pp
pp
fff
fff
fff
ffff
ffff
attacca


♩= 72
con leggierezza
IV.
pp
pp
pp
rall.
rall.
rall.
ca. 3"
ca. 3"
ca. 3"
♩ – flageolet

1 Bar = 𝅝 = 40-50

V.

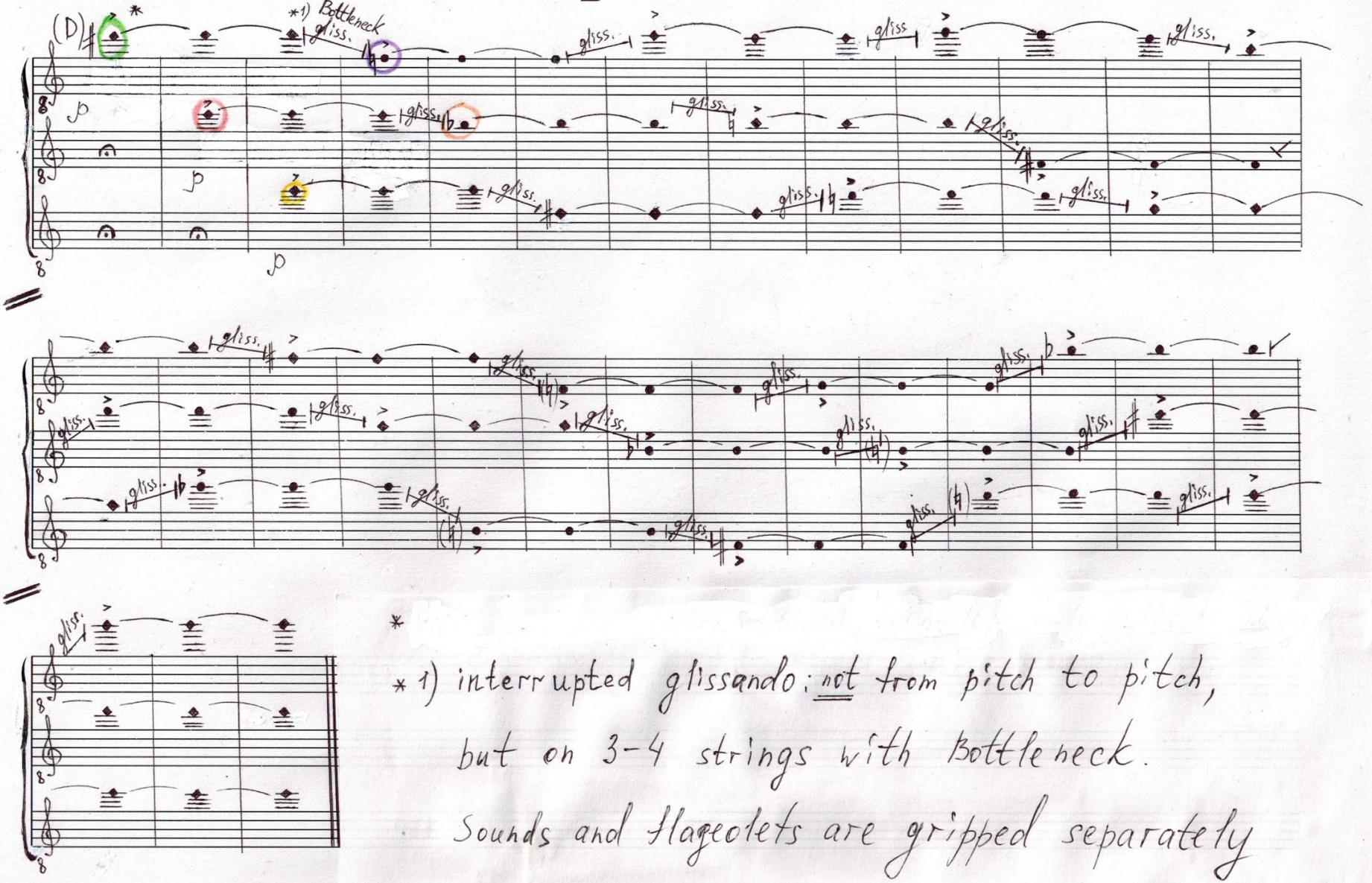

*

* 1) interrupted glissando: not from pitch to pitch, but on 3-4 strings with bottleneck. Sounds and flageolets are gripped separately


VI.
Energico ♩=200
simile
simile
simile
ff
(♮)
(♮)
fff
* very fast and short tremolo


sfff
sfff
sfff
sp
sp
sp
sfff
sfff
sfff


(a tempo!)
sp
sp
sp
6:4
3:2
ca. 1"
A
fff
fff
fff


* very slow trem.
(♩=200)
dolce
rall.
p dolce
dolce
p


VII.
Rubato
a tempo ♩= 40
mf rall. accel.
f accel. a tempo
* 𝄐 = ca. 2-4''


a tempo
rall. accel.
7:4
6:4
accel. 7:4 rall.
rall. 7:4 accel.
legato possible simile
legato possible simile
legato possible simile


rall. accel.
a tempo
rall.5
www.stretta-music.com


6:4
rall.


VIII.
Con calma
♩ = 50
on the e-a strings
pp
(das ewige Licht...)
mp
p
mf



pp
pp
pp
ca. 3-4"
ra11.
Lento
ra11.
ca. 3-4"
ra11.
ca. 3-4"
ppp
ppp
ppp

IX.



* Guitar 1: Take the bottleneck in the right hand (between the 1st and the 3rd fingers). Hit at first on all strings, then play a very quick gliss. through the whole fret board and dampe immediately.







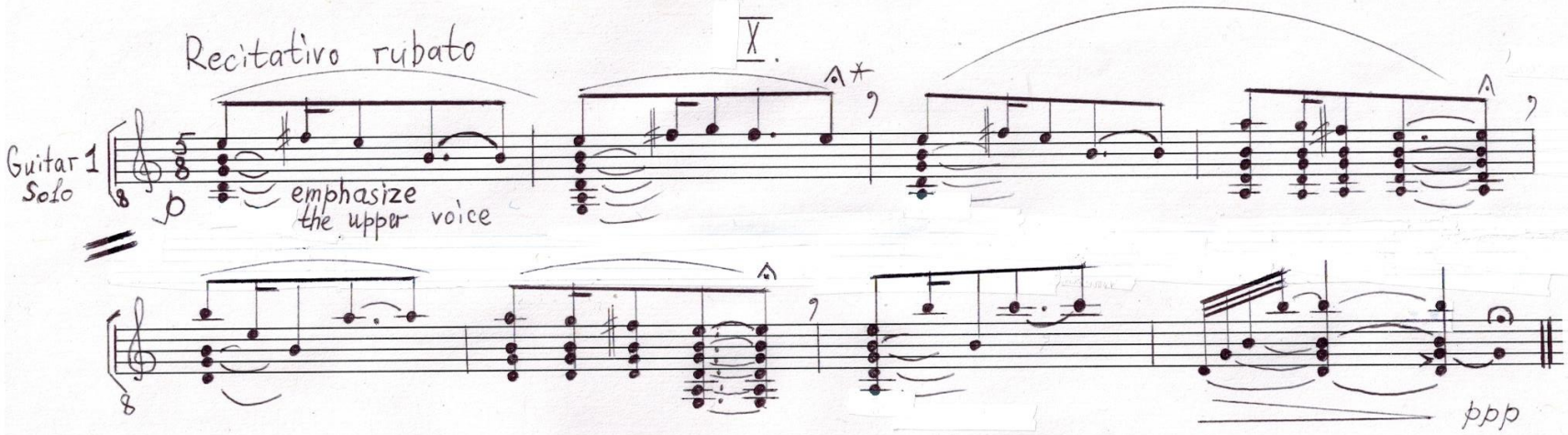
Recitativo rubato
X.
Guitar 1
Solo
p
emphasize
the upper voice
ppp

XI.

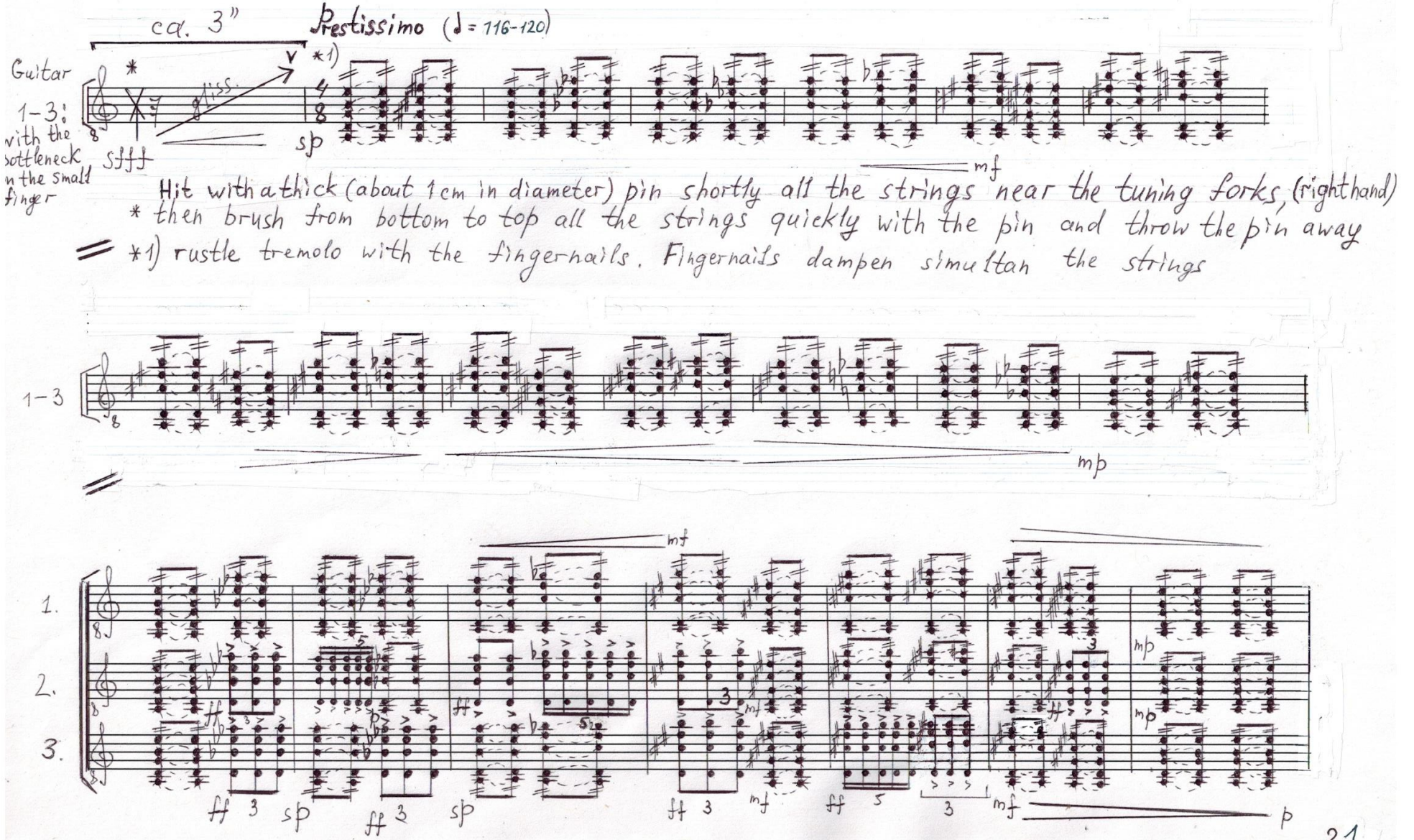
ca. 3"
Prestissimo (♩ = 116-120)
Guitar
1-3: with the bottleneck in the small finger
*
*1)
sfff
sp
mf
Hit with a thick (about 1cm in diameter) pin shortly all the strings near the tuning forks, (right hand)
* then brush from bottom to top all the strings quickly with the pin and throw the pin away
*1) rustle tremolo with the fingernails. Fingernails dampen simultan the strings
1-3
mp
1.
2.
3.
ff 3 sp ff 3 sp
mf
ff 3 mf
ff 5 3 mf
mp
p


normal Tremolo
gliss.
sp
*1)
*2)
with the bottleneck
B. gliss.


Bottleneck gliss.
B. gliss.
Sf>sp
mf
with the Bottleneck simile
Sf>spp
B. gliss. simile
*1)
*1) rustle tremolo
3. G. without Bottleneck
ordinario
fff
gliss.


sp
sp
*1) rustle tremolo
pp
pp
pp
a tempo!
Bottleneck gliss.
B. g.
B. gliss
ppp
ppp
ppp
Bottleneck gliss.
B. gliss.
B. g.
B. g.


ppp !
B.g.
* d3 and es 3 – near to the sound hole
* B. gliss. on all 4 strings
ordinario
pp
B.g. * rustle tremolo pp
without B.


B. g. ordinario
B. g.
fff
ordinario
B. g.
fff
p
B. g.
ordinario
fff
sp
sp* rustle tremolo



27. 9. 17 J. Enelrank